ENERAL INFORMATION
1.1) The information provided by the manufacturer (hereinafter information) must be read and well understood by the user before using the device.
1.2) All our devices are tested / checked piece by piece in accordance to the procedures of the Quality System certified according to the UNI EN ISO 9001 standard.
1.3) Personal protective equipment is certified by the notified body reported in the specific instructions of the device in accordance with Annex V of the Regulation (EU) 2016/425. If Category III PPE, they are subject to surveillance of production in accordance with Annex VIII of the Regulation (EU) 2016/425 by the notified body whose accreditation number is marked on the device.
1.4) Personal use of the device is recommended to monitor the degree of the device and to maintain it continuously.
1.5) Check that the device has been supplied intact, in the original packaging and with its information. For devices sold in different countries from the destination of origin, the distributor shall verify and supply the translation of this information.
1.6) This device can be used in combination with other devices when compatible with relevant manufacturer information.
1.7) Important
1.7.1)Avoid exposing the device to sources of heat and contact with substances chemical. Reduce direct exposure to the sun, in particular for textile and plastic devices. Low temperatures and humidity can facilitate the formation of ice, make it difficult to make connections, reduce flexibility, as well as increasing the risk of breakage, cutting and abrasion.
1.7.2) The position of the anchor is fundamental for arresting a fall safely: carefully assess the clearance under the user, the height of a potential fall, the stretch of the line/rope, the deployment of an eventual energy absorber, the height of the user, and the “pendulum” effect, in order to avoid any possible obstacle (eg the ground, the rubbing, abrasions, etc.).
1.7.3) The minimum strength of the anchor points shall be at least 12 kN, both made on natural and artificial elements. The evaluation of those made on natural elements (rock, plants, etc.) are only possible in an empirical way, so it shall be carried out by a trained and experienced person. For those made on elements artificial (metal, concrete, etc.), the evaluation can be carried out scientifically, therefore it shall be carried out by a trained and authorized person.
1.8) Warning
1.8.1) Prolonged suspension, especially if inert, can cause damage irreversible and even death.
1.8.2) It is absolutely forbidden to modify and / or repair the device, outside than what is prescribed in this information.
1.8.3) If the user has the slightest doubt about the efficiency of the device shall replace it immediately, particularly after using it to stop a fall.
1.8.4) This device shall only be used by users medically fit, trained (and educated) for use or under direct control of trainers / supervisors.
1.8.5) Rock and ice climbing, descents and abseils, the “via ferrata”, speleology and caving, ski-mountaineering, canyoning, exploration, rescue, tree climbing and work at height are all high-risk activities that may involve even fatal accidents. The user assumes all risks arising from the practice of these activities and the use of all our devices.
1.8.6) Laboratory tests, checks, inspections, information and standards do not always succeed to reproduce the practice, so the results obtained in real life conditions of use of the device may sometimes differ significantly. The best indications are provided by the continuous use and practice under the supervision of competent / experienced / qualified persons.
1.8.7) This information concerns the description of the features, performances, assembly, disassembly, maintenance, conservation, disinfection, etc. of the device. Even if they contain some suggestions for use, should not be considered an operating manual in real situations (as well as a maintenance manual of a car does not teach driving and does not replace driving school).
2 - WORK AT HEIGHT
2.1) Additional information for individual fall protection systems in the context of work at height.
2.2) For safety purposes, it does not that the entire system, of which this device is only one part, is both reliable and safe;
- prepare a rescue plan to deal with any emergencies that could arise while using the device;
- position the anchor device or the anchor point as high as possible;
- minimize the height of potential falls;
- use devices that are suitable for the purpose and certified.
2.3) Important: in a fall arrest system it is mandatory to use a full body harness being the only device suitable for this use and this device must comply with current regulations.
3 - STORAGE AND MAINTENANCE
3.1) Store the device in a dry place (relative humidity 40-90%), fresh (temperature 5-30 ° C) and dark, chemically neutral (avoid absolutely saline and / or acid environments), away from sharp edges, corrosive substances or other possible prejudicial conditions.
3.2) Transport the device considering the precautions foreseen for storage and limit direct exposure to sunlight and moisture.
3.3) Maintain the device as follows:
- wash frequently with warm drinking water (30 ° C), possibly with the addition of a neutral detergent;
- rinse and leave to dry, avoiding spinning and direct exposure to the sun;
- only for metal components, lubricate the moving parts with silicone-based oil after drying, avoiding contact with textile parts.
3.4) If necessary, disinfect by soaking the device for an hour in warm water with sodium hypochlorite diluted 1% (bleach). Rinse thoroughly with drinking water, and, without spinning, leave to dry without exposure direct to the sun. Avoid autoclaving the textile devices.
4 - CONTROLS AND INSPECTIONS
4.1) User safety depends on continuous efficiency, integrity and strength of the device, which it is necessary to monitor through the controls and the prescribed inspections.
4.2) Before and after use the user must carry out all the checks described in specific information, and in particular make sure that the device is:
- in optimal conditions and that works properly;
- suitable for use in accordance with these instructions (any other use is considered non-compliant and therefore potentially dangerous).
4.3) Except for more restrictive legal requirements, inspections of Category III devices shall be carried out:
- at least every 12 months starting from the first use;
- the time interval between inspections can be reduced according to the type, the frequency and the environment of use;
- by a competent person (therefore formed and authorized by the manufacturer, eg a “KONG PPE Inspector”) in strict compliance with the manufacturer’s instructions.
4.4) The results of periodic inspections must be recorded on the form inspection of the device or on a designated register.
5 – DEVICE LIFE
5.1) The lifespan of the metal components is indefinable, theoretically unlimited, while those affected by aging report the expiration date over which the device shall be replaced. This provided that:
- the device was not used to stop a fall;
- the methods of use comply with the information in this information;
- storage and maintenance are carried out as described in point 3;
- the results of pre -use and post-use controls are positive;
- the results of periodic inspections are positive;
- the device is used correctly not exceeding the marked MBS of 1/4 for metal devices or of 1/10 polymer/mixed devices.
5.2) Discard the devices used to stop a fall or which have not passed pre-use or post-use controls, or periodic inspections.
5.3) Improper use, deformations, falls, wear, chemical contamination, exposure to temperatures below -30 ° C or above + 50 ° C for textile/plastic parts/devices and + 120 ° C (eg autoclave) for metal devices, are some examples of other causes that can reduce, limit and terminate the life of the device.
6 - LAW OBLIGATIONS
6.1) Professional, recreational and competition activities are often regulated by specific laws or regulations that may impose limits and/or requirements for the use of PPE and the preparation of safety systems, of which PPE are components.
6.2) It is duty of the user to know and apply these laws which could provide for limits different from those reported in this information.
7 - GUARANTEE
7.1) The manufacturer guarantees the conformity of the device to the regulations in force at the time of production. The warranty for defects is limited to the defects of raw materials and manufacturing, does not include normal wear and tear, oxidation or damage caused by improper use and/or in competitions (where they are not specifically accepted by the organization of the same), from incorrect maintenance, transport, storage or storage, etc. The warranty expires immediately if the device is modified or tampered with.
7.2) The validity corresponds to the legal guarantee of the country in which the device was sold, starting from the date of sale of the new product. After this period no claim can be made against the manufacturer.
7.3) Any request for repair or replacement under warranty must be accompanied by a proof of purchase. If the defect is recognized, the manufacturer will commits to repair or, at its discretion, to replace or refund the device. In no case the manufacturer’s liability extends beyond the invoice price of the device.
8 - SPECIFIC INFORMATION
Category III Personal Protective Equipment **700.0XG “FROG CABLE”** is:
-an openable device which enable the user to assemble a system in order to link himself/herself directly or indirectly to an anchor, or to link other devices;
-part of a system of protection and/or prevention of the impact created by falls from a height;
-certified according to standards EN 362:2004 class A and T, EN 12275:2013 class A and UIAA:121:2018.
Fig. 1 – Thick and slick – Dimensions of the maximum elements suitable for the attachment.
Fig. 2 – Hole (D) – Insert a suitable connector to connect other devices.
Fig. 3 – Hopping legs – The mechanism at the base of this device allows easy and fast connections.
Fig. 4 – Proper connection - This device shall be free to move and position itself in the foreseeable direction of load application, with the gate (C) always perfectly closed. Pay particular attention when connecting unprotected textile devices.
Fig. 5 – Examples of improper and dangerous use.
Fig. 6 – Force composition– Estimate the real load applied before using this device. This load shall not exceed ¼ of the load marked on the device (WLL 1:4).
Compatibility – This device has been designed to be used with:
- connectors according to EN362 e/o EN12275;
- metal elements with maximum dimensions suitable for the gate (C) and attachment point (D).
Checks before and after use - Before and after use, make sure that the device is in an efficient condition and that it is working properly, in particular, check that:
- it is suitable for the intended use;
- has not been mechanically deformed;
- does not show cracks, wear, corrosion and oxidation;
- pins (E) are tight and intact;
- wear indicators on legs (B) are still visible;
- when actuating a single leg (B) it must rotate and automatically close when released;
- when actuating both legs (B) it must rotate then lock in the open gate position, automatically and completely close when a light pressure is applied in the gate (C).
It is recommended to periodically lubricate mobile parts with a moderate amount of silicon-based oil.
Before use and in a position that is completely safe, on each occasion check that the device holds correctly by putting your weight on it.
Important:
- keep in mind this device length in fall arrest systems;
- do not open the gate (C) when a load is applied to this device;
- keep in mind possible accidental openings (e.g. due to shock, vibrations, falls, etc.);
- asses the suitability of the chosen anchor point according to the intended application (e.g. dimension of the attachment point, strength, materials, etc.).
Warning:
- never grip on this device as aid in climbing;
- do not apply loads while one of the leg (B) is open.

FROG CABLE

KONG S.p.A. - V.Le X Xv Aprile, 4 - 23804 Mandello Lario (LC) - Made in Italy
WWW.KONG.IT

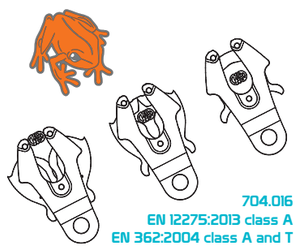

ZZV05863 rev.1.0.0

704.016
EN 12275:2013 class A
EN 362:2004 class A and T

Read and always follow the information supplied by the manufacturer
Leggere e seguire sempre le informazioni fornite dal fabbricante
Toujours lire et suivre les informations fournies par le fabricant
Die Angaben des Herstellers müssen immer gelesen und befolgt werden
Lea siempre y respete la información proporcionada por el fabricante
Leia e siga sempre as informações fornecidas pelo fabricante

CE 0068 CERTIFIED BY

MODULE D
surveillance
NB n° 0068
MTIC InterCert S.r.l.
Via G.Leopardi 14
20123 - Milano (MI) - Italy

MODULE B
type certificate
NB n° 0123
TÜV SÜD Product Service GmbH
Daimlerstraße 11
85748 Garching - Germany

According to Regulation (EU) 2016/425

Download the declaration of conformity at:
Scarica la dichiarazione di conformità a :
Télécharger la déclaration de conformité à:
Laden Sie die Konformitätserlärung herunter zu:
Descargar la declaración de conformidad en:
Descarregue a declaração de conformidade de:
www kong it/conformity

TRACEABILITY

LLLLLL XXXX
Batch number
Numero di lotto
Numéro de lot
Chargennummer
Partijnummer
Número do lote

Progressive number in the batch
Numero progressivo nel lotto
Numéro de série dans le lot
Fortlaufende Nummer im Los
Número sequencial no lote
Número progresivo en el lote

MM / YYYY
Month (MM) and year (YYYY) of production
Mese (MM) e anno (YYYY) di produzione
Mois (MM) et année (YYYY) de production
Monat (MM) und Jahr (YYYY) der Produktion
Mes (MM) y año (YYYY) de producción
Mês (MM) e ano (YYYY) de produção

MM / KKKK
Month (MM) and year (KKKK) of expiration
Mese (MM) e anno (KKKK) di scadenza
Mois (MM) et année (KKKK) de péremption
Monat (MM) und Jahr (KKKK) der Gültigkeit
Mes (MM) y año (KKKK) de caducidad
Mês (MM) e ano (KKKK) data de validade

SYMBOLS USED

OK! Correct use - Uso corretto - Utilisation correcte - Sachgemäßer Gebrauch - Uso correcto - Utilização correta

NO! Wrong use - Uso errato - Mauvaise utilisation - Unsachgemäßer bzw. falscher Gebrauch - Uso equivocado Utilização incorreta

Attention, not allowed - Attenzione, non consentito - Attention, non autorisé - Achtung, nicht erlaubt Atención, no permitido - Atenção, não permitido

Danger of death - Pericolo di morte - Danger de mort – Todesgefahr - Peligro de muerte - Perigo de morte

Anchor point – Punto di ancoraggio - Point d’ancrage – Anschlagpunkt - Punto de anclaje - Ponto de ancoragem

Manoeuvre with the need of manual control - Manovra con necessità di controllo manuale - Manoeuvre avec nécessité d’un contrôlemanuelle - Manöver mit einer erforderlichen manuellen Kontrolle - Maniobra con necesidad de control manual - Manobras com necessidade de controlo manual

Attached person - Persona collegata - Personne rattachée - Verbundene Person - Persona enganchada Pessoa ligada

Load - Carico - Charge - Belastung - Carga - Carga

NOMENCLATURE

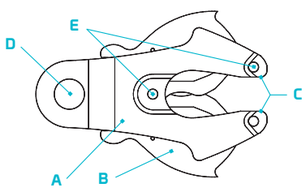

EN: (A) Brackets, (B) Legs, (C) Gate, (D) Attachment point,(E)Stainless steel pins.
Main material: aluminium alloy.

IT: (A) Staffe, (B) Gambe, (C) Apertura, (D) Punto di attacco, (E) Perni in acciaio inossidabile.
Materiali principali: leghe di alluminio

FR: (A) Supports, (B) Pattes, (C) Ouverture, (D) Point de fixation, (E) Rivets en acier inoxydable.
Matériau principal : alliage d’aluminium.

DE: (A) Halterungen, (B) Schenkel, (C) Schnapper, (D) Befestigungspunkt, (E) Edelstahlstifte.
Gehäusematerial: Aluminiumlegierung.

ES: (A) Soportes, (B) Patas, (C) Puerta, (D) Punto de fijación, (E) Pasadores de acero inoxidable.
Material principal: aleación de aluminio.

PT: (A) Suportes, (B) Pernas, (C) Portão, (D) Ponto de fixação,(E)Pinos de aço inoxidável.
Material principal: liga de alumínio.

MARKINGS

kN 25

Minimum Breaking Strength along the major axis

Resistenza minima alla rottura lungo l’asse maggiore

Résistance minimale à la rupture le long de l’axe principal

Mindestbruchfestigkeit entlang der Hauptachse

Resistencia mínima a la rotura a lo largo del eje mayor

Força Mínima de Quebra ao longo do eixo principal

EN 362:04/A/T

Conformity to the European standard EN362:2004, Connectors for use in fall arrest systems, work positioning, restrain, rope access. Connector for specifics anchors and Terminal connector.

Conformità alla norma europea EN362:2004, Connettori per l’utilizzo in sistemi anticaduta, posizionamento sul lavoro, contenimento, accesso su corda. Connettore per ancoraggi specifici e connettore terminale.

Conformité à la norme européenne EN362:2004, Connecteurs à utiliser dans les systèmes d’arrêt de chute, le positionnement de travail, la retenue, l’accès par corde. Connecteur pour ancrages spécifiques et connecteur terminal.

Konformität mit der europäischen Norm EN 362:2004, Verbindungselemente zur Verwendung in Absturzsicherungssystemen, Arbeitspositionierung, Rückhaltung, bei seilunterstütztem Zugang. Verbinder für bestimmte Dübel und Terminalverbinder.

Conformidad con la norma europea EN362:2004, Conectores para uso en sistemas de detención de caídas, posicionamiento de trabajo, sujeción, acceso por cuerda. Conector para anclajes específicos y conector de terminales.

Conformidade com a norma europeia EN362:2004, Conectores para utilização em sistemas de paragem de quedas, posicionamento de trabalho, restrição, acesso por corda. Conector para âncoras específicas e conector terminal.

EN 12275:13/A

Conformity to the European standard EN12275:2013, Connectors for use in mountaineering, climbing and connected activities. Connector for specifics anchors.

Conformità alla norma europea EN12275:2013, Connettori per l’uso in alpinismo, arrampicata e attività connesse. Connettore per ancoraggi specifici.

Conformité à la norme européenne EN12275:2013, Cconnecteurs utilisés en alpinisme, escalade et activités associées. Connecteur pour les ancrages spécifiques.

Konformität mit der europäischen Norm EN 12275:2013, Steckverbinder zur Verwendung beim Bergsteigen, Klettern und damit verbundenen Aktivitäten. Verbinder für spezifische Verankerungen.

Conformidad con la norma europea EN12275:2013, Conectores para uso en montañismo, escalada y actividades relacionadas. Conector para anclajes específicos.

Conformidade com a norma europeia EN12275:2013, Conectores para utilização em alpinismo, escalada e atividades ligadas. Conector para âncoras específicas.

INSPECTION SHEET

1			2		
3		4		5	
6			7		
8	☺ 9 ☹	10		11	12

1	Model - Modello - Modèle - Modell - Modelo - Modelo
2	Serial number - Numero seriale - Numéro de série - Seriennummer Número de serie - Número de série
3	Production date - Data di produzione - Date de production - Herstellungsdatum Fecha de producción - Data de produção
4	Expiring date - Data di scadenza - Date de péremption - Gültigkeitsdatum Fecha de caducidad - Prazo de validade
5	First use date - Data di primo utilizzo - Date de première utilisation Datum der Erstbenutzung Fecha del primer uso - Data da primeira utilização
6	User name - Nome utilizzatore - Nom d’utilisateur - Name des Anwenders Nombre del usuario - Nome do utilizador
7	Place of purchase - Luogo di acquisto - Lieu d’achat - Verkaufsort Lugar de adquisición - Local de compra
8	Inspection date - Data ispezione - Date de l’inspection - Datum der Inspektion Fecha de Inspección - Data da inspeção
9	Result - Risultato - Résultat - Ergebnis - Resultado - Resultado
10	Comments - Commenti - Commentaires - Anmerkungen - Comentarios Comentários
11	Next inspection before - Prossima ispezione entro - Prochaine inspection avant le Nächste Inspektion innerhalb von - Próxima inspección dentro de - Próxima inspeção dentro de
12	Inspector's sign - Firma ispettore - Signature de l’inspecteur - Unterschrift des Prüfers Firma del Inspector - Assinatura do inspetor

1

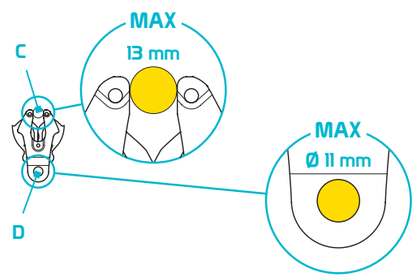

2

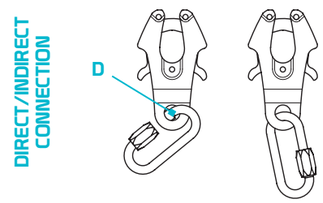

3

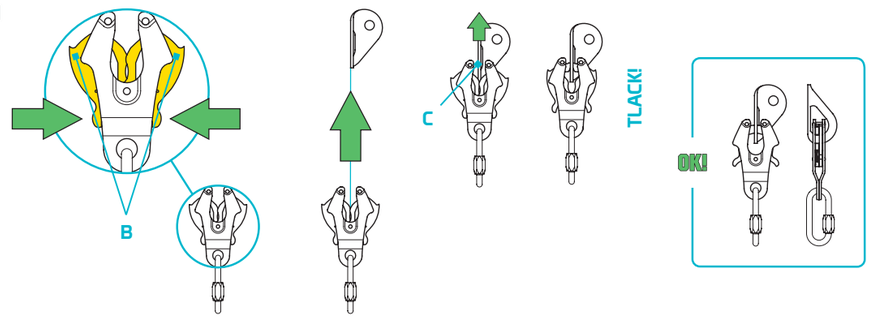

4

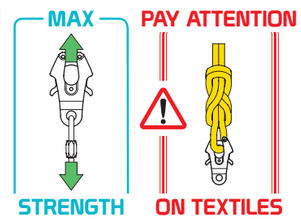

5

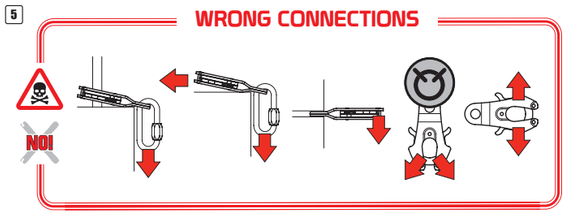
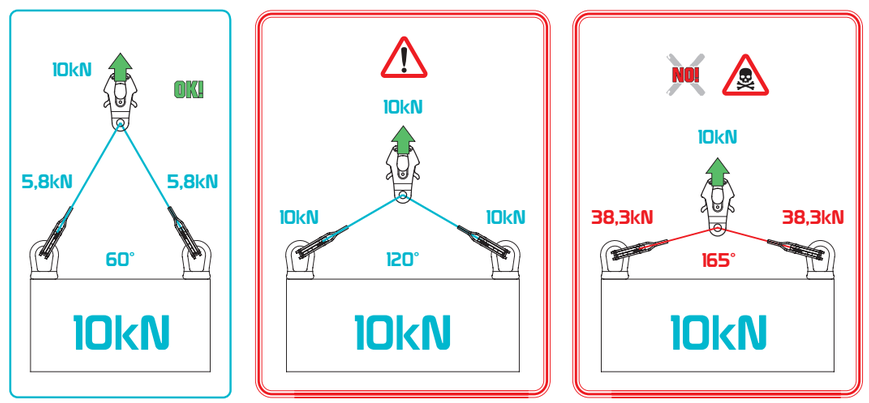
6