

- it is obligatory to verify the free space required beneath the user at the workplace before each occasion of use the fall arrest system, so that, in the case of a fall, there will be no collision with the ground or other obstacle in the fall path. The required value of the free space should be taken from instruction manual of used equipment.
- there are many hazards that may affect the performance of the equipment and corresponding safety precautions that have to be observed during equipment utilization, especially:- trailing or looping of lanyards or lifelines over sharp edges,- any defects like cutting, abrasion, corrosion, - climatic exposure,- pendulum falls,- extremes of temperature,- chemical reagents,- electrical conductivity.
- personal protective equipment must be transported in the package (e.g.: bag made of moisture-proof textile or foil bag or cases made of steel or plastic) to protect it against damage or moisture.
- the equipment can be cleaned without causing adverse effect on the materials in the manufacture of the equipment. For textile products use mild detergents for delicate fabrics, wash by hand or in a machine and rinse in water. Plastic parts can be cleaned only with water. When the equipment becomes wet, either from being in use or when due cleaning, it shall be allowed to dry naturally, and shall be kept away from direct heat. In metallic products some mechanic parts (spring, pin, hinge, etc.) can be regularly slightly lubricated to ensure better operation.
- other maintenance and cleaning procedures should be adhered to detailed instructions stated in the manual of the equipment.
- personal protective equipment should be stored loosely packed, in a well-ventilated place, protected from direct light, ultraviolet degradation, damp environment, sharp edges, extreme temperatures and corrosive or aggressive substances.

IT IS THE RESPONSIBILITY OF THE USER ORGANISATION TO PROVIDE THE IDENTITY CARD AND TO FILL IN THE DETAILS REQUIRED. THE IDENTITY CARD SHOULD BE FILLED IN ONLY BY A COMPETENT PERSON RESPONSIBLE FOR PROTECTIVE EQUIPMENT. THE IDENTITY CARD SHOULD BE FILLED IN BEFORE THE FIRST USE OF THE EQUIPMENT. ANY INFORMATION ABOUT THE EQUIPMENT LIKE: PERIODIC INSPECTIONS, REPAIRS, REASONS OF EQUIPMENT'S WITHDRAWN FROM USE SHALL BE NOTED. THE IDENTITY CARD SHOULD BE STORED DURING A WHOLE PERIOD OF EQUIPMENT UTILIZATION. DO NOT USE THE EQUIPMENT WITHOUT THE IDENTITY CARD.

IDENTITY CARD

MODEL AND TYPE OF EQUIPMENT					
REF. NUMBER					
SERIAL NUMBER		DATE OF MANUF.			
USER NAME					
DATE OF PURCHASE		DATE OF FIRST USE			
PERIODIC EXAMINATION AND REPAIR HISTORY					
	DATE	REASON FOR SERVICING/REPAIR	CONDITION OF DEVICE AFTER SERVICING	NAME AND SIGNATURE OF COMPETENT PERSON	NEXT EXAMINATION DATE
1					
2					
3					
4					
5					

SafetyLiftinGear.com
Unit R1D Rockingham Gate Poplar Way
West Cabot Park Bristol BS11 0YW
Tel: 0808 123 69 69 Fax: 0117 9381 602
sales@safetyliftinggear.com

Notified body, at which the European certification was issued and which supervises the production of the equipment:
APAVE SUDEUROPE SAS - 8 rue Jean-Jacques Vernazza -
CS-60193 - 13322 MARSEILLE Cedex 16, France - No. 0082
PRODUCT: PROTEKT, 93-403 LODZ, ul. Starorudzka 9, POLAND,
TEL: (48 42) 680 20 83, FAX: (48 42) 680 20 93, www.protekt.com.pl

Instruction Manual



Read carefully
the manual
before use
the equipment

ESSENTIAL FEATURES

The retractable-type fall arrester device WR 040 is a component of the personal protective equipment against falls from a height and conforms to EN 360:2002.

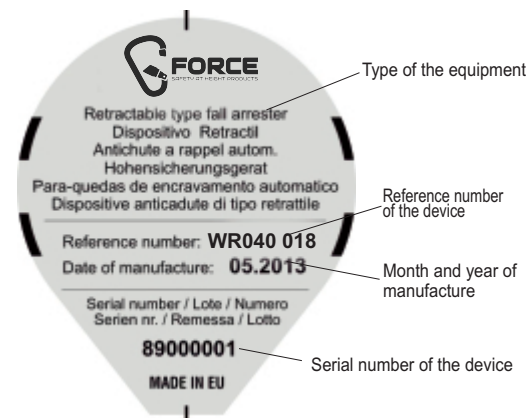
The fall arrester WR 040 is the protection for one person only.

Available lengths of the device:

- Ref. WR 040 18 - 1,8 meters

Maximum Working Load: 140 kg.

MARKING OF THE FALL ARRESTER



EN 360:2002

Number and year of the European Standard

CE 0082

CE mark and number of notified body inspecting the equipment production according to the article 11 of Directive 89/686/EEC



device manufacturer or distributor



month and year of the manufacturer's next inspection
Don't use the device after this date
Attention: Before the first use mark the date of the first inspection (date of first use +60 months, e.g. first use 01.2013 - mark inspection 01.2018)



Inspect the device before each use



before use read the manual

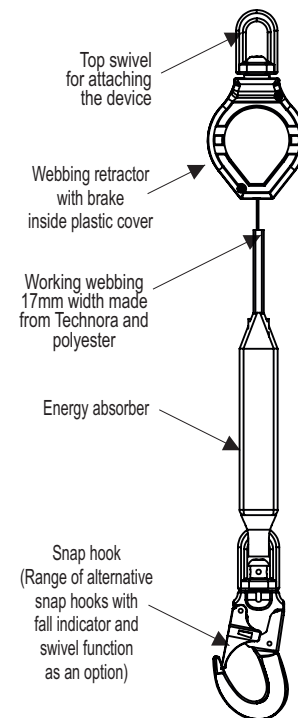


check locking before each use



Attach the device to the anchorage point using the top loop of the energy absorber

RETRACTABLE TYPE FALL ARRESTER Ref. WR 040



range of operating temperatures



maximum working load



store the device in a protected place



maximal admissible deflection of the cable from the vertical line



tested with "fall factor 2" according to recommendation CNB/11.085



use only a full body harness conforming to EN 361



don't release rapidly unwound webbing



don't repair the device yourself



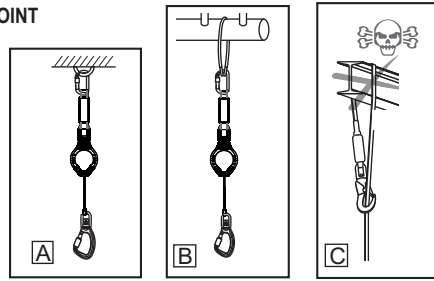
don't use the device with damaged webbing

CONNECTING THE FALL ARRESTER TO STRUCTURAL ANCHOR POINT

The fall arrester must be connected to structural anchor point using a connector [A] or sling [B] complying with EN362 or EN795 standards. It is forbidden to use the webbing of the device as the loop [C].

Structural anchorage point should have static resistance min. 12kN.

The shape of the structural anchorage point should not let selfacting disconnection of the device. Safety connector or fastening elements has to be protected from lateral and bending forces. It is recommended to use certified and marked structural anchorage point complied with EN 795.



STRUCTURAL ANCHOR POINT REQUIREMENTS

When the device is installed in the vertical line above the user the minimal clearance distance below working level shall be 1,5 m.

When the device is installed at the foot level [CNB/11.085] the minimal clearance distance should be calculated as: $CL=L+B+h+s$ (see illustration [D]) where:

CL- clearance distance

L- max. length of the device 1,8m

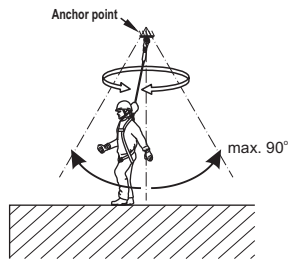
B- max. braking distance 1,2m

h - height of the user

s - safe distance ~1m

When connected to anchor device EN795 B/C see the instruction manual to determine the additional stretch of the system.

When the cable of the retractable fall arrester is deflected from vertical line a pendulum effect occurs during fall arresting. Always try to limit the lateral distance from the anchor point.



CONNECTING THE FALL ARRESTER TO FULL BODY HARNESS:

- the device must be connected only to frontal or dorsal attachment point of full body harness. Full body harness must conform to EN 361.
- always protect the gate of the snap hook against accidental opening with locking gear.

USING DOUBLE VERSION:

- only one device must be connected at all time. Only during hook operations two devices may be connected simultaneously. It is recommended

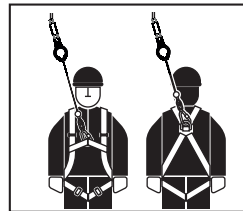
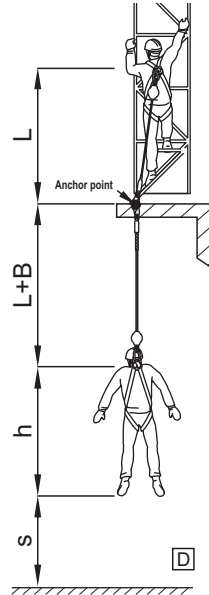
PRE-USE INSPECTION

Before each use, a person who is going to use the fall arrester, shall make a close visual examination of the retractor's elements: cover, snap hook, handle, working cable or webbing (entire length), must be carried out in respect of mechanical, chemical and thermal defects. The user has to check the retractor functioning by dynamic pulling the working cable/webbing. The cable/webbing should block and stops pulling out. After releasing the cable/webbing, the retractor should pull in the cable/webbing. The examination must be carried out by the user of the device. In the case of any defect or doubt of correct condition of the fall arrester, do not use it.

During use the fall arrester should be protected from a contact with oils, acids, solvents, basics, open fire, hot metal drops and sharp edges. During working on the lattice constructions we should avoid interleaving the working webbing between the individual construction elements. We should avoid using the device in the dust laden and greasy environment.

Using the fall arrest, in connection with fall arrest system, must be compatible with manual instructions of the systems and obligatory standards:

- EN795 - for anchorages
- EN361 - for the safety harness
- EN362 - for the connectors



PERIODIC INSPECTIONS

The device must be inspected at least once every 12 months from the date of first use. Periodic inspections must only be carried out by a competent person who has the knowledge and training required for personal protective equipment periodic inspections. Depending upon the type and environment of work, inspections may be needed to be carried out more frequently than once every 12 months. Every periodic inspection must be recorded in the Identity Card of the equipment.

MAXIMUM LIFESPAN OF THE EQUIPMENT

The maximum lifespan of the device is 10 years from the date of manufacture. The device must be withdrawn from use immediately and destroyed when it has been used to arrest a fall or it fails to pass inspection or there are any doubt as to its reliability.

ATTENTION: The lifetime of the device depends on the intensity of usage and the environment of use. Using the device in rough environment, marine environment, contact with sharp edges, exposure to extreme temperatures or aggressive substances, etc. can lead to the withdrawal from use even after one use.

THE ESSENTIAL PRINCIPLES OF USE OF PPE AGAINST FALLS FROM A HEIGHT

- personal protective equipment shall only be used by a person trained and competent in its safe use.
- a rescue plan shall be in place to deal with any emergencies that could arise during the work.
- it is forbidden to make any alterations or additions to the equipment without the manufacturer's prior written consent.
- any repair shall only be carried out by equipment manufacturer or his certified representative.
- personal protective equipment shall not be used outside its limitations, or for any purpose other than that for which it is intended.
- before use ensure about the compatibility of items of equipment assembled into a fall arrest system.
- periodically check connecting and adjusting of the equipment components to avoid accidental loosening or disconnecting of the components.
- it is forbidden to use combinations of items of equipment in which the safe function of any one item is affected by or interferes with the safe function of another.
- before each use of personal protective equipment it is obligatory to carry out a pre-use check of the equipment, to ensure that it is in a serviceable condition and operates correctly before it is used.
- personal protective equipment must be withdrawn from use immediately when any doubt arise about its condition for safe use and not used again until confirmed in writing by equipment manufacturer or his representative after carried out the detailed inspection.
- personal protective equipment must not be used by a person with medical condition that could affect the safety of the equipment user in normal and emergency use.
- personal protective equipment should be a personal issue item.
- during pre-use check it is necessary to inspect all elements of the equipment in respect of any damages, excessive wear, corrosion, abrasion, cutting or incorrect acting, especially retractable fall arresters - cable or webbing, retractor and brake proper acting, casing, energy absorber, connector;
- regular periodic inspections are the essential for equipment maintenance and the safety of the users which depends upon the continued efficiency and durability of the equipment.
- during periodic inspection it is necessary to check the legibility of the equipment marking.
- it is essential for the safety of the user that if the product is re-sold outside the original country of destination the reseller shall provide instructions for use, for maintenance, for periodic examination and for repair in language of the country in which the product is to be used.
- any doubt arise about its condition for safe use and not used again until confirmed in writing by equipment manufacturer or his representative after carried out the detailed inspection.
- a full body harness conformed to EN 361 is the only acceptable body holding device that can be used in a fall arrest system.
- in full body harness use only attaching points marked with big letter "A" to attach a fall arrest system.
- the anchor device or anchor point for the fall arrest system should always be positioned, and the work carried out in such a way, as to minimise both the potential for falls and potential fall distance. The anchor device/point should be placed above the user. The shape and construction of the anchor device/point shall not allowed to self-acting disconnection of the equipment. It is recommended to use certified and marked structural anchor point complied with EN 795.