

- while using the device, pay special attention to hazardous situations which may influence equipment operation and the safety of users, including in particular:
 - kinking and rubbing of lanyards on sharp edges;
 - pendulum falls;
 - current conductivity;
 - any damage such as cuts, wear, corrosion;
 - extreme temperature impact;
 - negative impact of weather conditions;
 - impact of aggressive substances, chemicals, solvents, acids.
- personal protective equipment must be transported in packaging which protects it against damage or water, for example in bags made of impregnated material or in steel or plastic containers or boxes.
- personal protective equipment must be cleaned and disinfected in order to avoid damaging the material (raw material) it is made of. Clean textile materials (slings, lanyards) with cleaning agents intended for soft materials. It can be cleaned manually or washed in machines. It must be carefully rinsed. Plastic elements can only be cleaned with water. Equipment which becomes wet during cleaning or while in operation must be carefully dried in natural conditions, away from heat sources. Metal parts and mechanisms (springs, hinges, catches etc.) can be periodically greased in order to improve their operation.
- personal protective equipment should be stored in loose packaging in well-ventilated dry rooms and protected against the impact of light, UV radiation, dust, sharp objects, extreme temperatures and caustic substances.

IT IS THE RESPONSIBILITY OF THE USER ORGANISATION TO PROVIDE THE IDENTITY CARD AND TO FILL IN THE DETAILS REQUIRED. THE IDENTITY CARD SHOULD BE FILLED IN BEFORE THE FIRST USE BY A COMPETENT PERSON, RESPONSIBLE IN THE USER ORGANIZATION FOR PROTECTIVE EQUIPMENT. ANY INFORMATION ABOUT THE EQUIPMENT LIKE PERIODIC INSPECTIONS, REPAIRS, REASONS OF EQUIPMENT'S WITHDRAWN FROM USE SHALL BE NOTED INTO THE IDENTITY CARD BY A COMPETENT PERSON. THE IDENTITY CARD SHOULD BE STORED DURING A WHOLE PERIOD OF EQUIPMENT UTILIZATION. DO NOT USE THE EQUIPMENT WITHOUT THE IDENTITY CARD. ALL RECORDS IN THE IDENTITY CARD CAN BE FILLED IN ONLY BY A COMPETENT PERSON.

IDENTITY CARD

MODEL AND TYPE OF EQUIPMENT	REF. NUMBER
-----------------------------	-------------

SERIAL NUMBER	DATE OF MANUF.
---------------	----------------

USER NAME

DATE OF PURCHASE	DATE OF PUTTING INTO OPERATION
------------------	--------------------------------

PERIODIC EXAMINATION AND REPAIR HISTORY

	DATE	REASON FOR ENTRY PERIODIC EXAMINATION OR REPAIR	DEFECTS NOTED, REPAIRS CARRIED OUT AND OTHER RELEVANT INFORMATION	NAME AND SIGNATURE OF COMPETENT PERSON	PERIODIC EXAMINATION NEXT DUE DATE
1					
2					
3					
4					
5					
6					
7					
8					
9					
10					

SafetyLiftinGear.com
Unit R1D Rockingham Gate Poplar Way
West Cabot Park Bristol BS11 0YW
Tel: 0808 123 69 69 Fax: 0117 9381 602
sales@safetyliftinggear.com

Notified body, at which the European certification was issued and which supervises the production of the equipment:
APAVE SUDEUROPE SAS - 8 rue Jean-Jacques Vernazza -
CS-60193 - 13322 MARSEILLE Cedex 16, France - No. 0082
PRODUCENT: PROTEKT, 93-403 LODZ, ul. Starorudzka 9, POLAND,
TEL: (48 42) 680 20 83, FAX: (48 42) 680 20 93, www.protekt.com.pl



Instruction manual

Read the instruction manual carefully before use

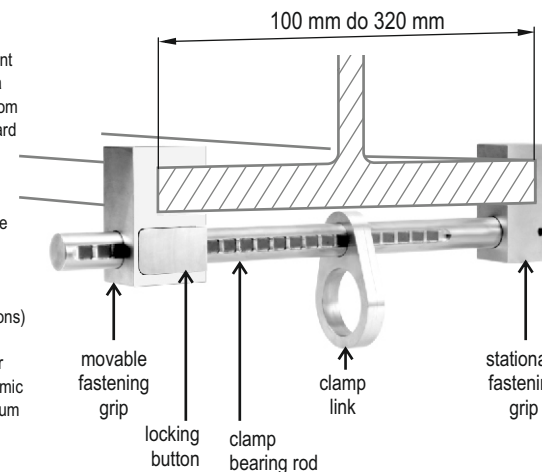
EN 795:2012 type B
TS 16415:2013

BEAM CLAMP AT250

DESCRIPTION OF EQUIPMENT

The AT250 clamp is an element of personal protective equipment against falls from height. The AT250 clamp should be used as a portable anchor device of protective equipment against falls from height. The AT250 clamp meets the requirements of the standard EN 795:2012, type B. The AT250 clamp can be fastened to a clamp beam which is permanently fastened to the structural anchor. The clamp can be used with 100 mm to 320 mm wide beams. The AT250 is a safety device for up to two co-users. The AT250 clamp is made of aluminium. Device was tested against 15kN breaking force.

The AT250 has been successfully tested according to TS 16415:2013 requirements (which are outside of CE regulations) for use by more than one person simultaneously. When the AT250 is used as part of a fall arrest system, the user has to be equipped with a means of limiting the maximum dynamic forces exerted on the user during the arrest of a fall to a maximum of 6kN.



MAXIMUM LIFETIME

Correctly working beam clamp lifetime is unlimited. The maximum lifetime depends on the intensity of usage and the environment of usage. Using the device in rough environment, marine environment, contact with sharp edges, exposure to extreme temperatures or aggressive substances, etc. can lead to the withdrawal from use even after one use.

PERIODICAL INSPECTION

At least once a year (after every 12 months of use), the device shall be subject to periodical inspection. The periodical inspection must only be carried out by a suitably qualified, competent person, who has the knowledge and training required for personal protective equipment periodic inspections. Depending upon the type and environment of work, inspections may be needed to be carried out more frequently than once every 12 months. Every periodical inspection must be recorded in the Identity Card of the equipment. It is recommended the anchor device is marked with the date of the next or last inspection.

WITHDRAWAL FROM USE

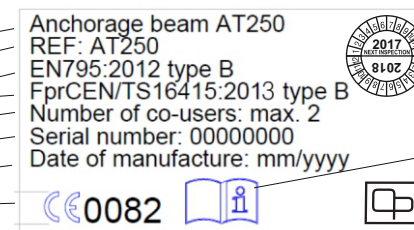
The device shall be withdrawn from use and destroyed to avoid incidental reuse when:

- It has been used to arrest a fall.
- It fails to pass inspection. There are any doubt as to its reliability.

The beam clamp shall be withdrawn from use by the person who is responsible for the protective equipment at the given site.

DESCRIPTION OF MARKING

Name of device
Reference number
European standard (number/year)
Number of max. co-users
serial number
production month/year
CE mark and number of Notified Body Unit



next inspection marking label

notice: read the instruction manual

mark of producer or distributor

CLAMP FASTENING

1. The maximum load that could be transmitted in service from the AT250 anchor beam to the static construction is 12 kN.

The strength of the static construction must be at least double of the load transmitted in service from the AT250 to the structure, but not less than 13 kN.

The beam must be fastened in a horizontal plane, over the user. It is forbidden to use a clamp on vertical or diagonal beams. A beam form and structure must prevent from an independent disconnection of the clamp. Durability of fastening and beam strength must be controlled and confirmed by a qualified technician.

2. A clamp should be opened pulling back a fastening grip and pushing in a locking button at the same time. Install the clamp on the beam.

3. Close a clamp on the beam, moving a fastening grip to the beam. The fastening clamps must be closed on the beam symmetrically. A button locking a fastening clamp should be locked. It is necessary to make sure the clamp is permanently mounted on the beam and there is not a possibility of an independent disconnection of the clamp. The minimum distance of the AT250 clamp from the end edge of the beam must be 30 cm.

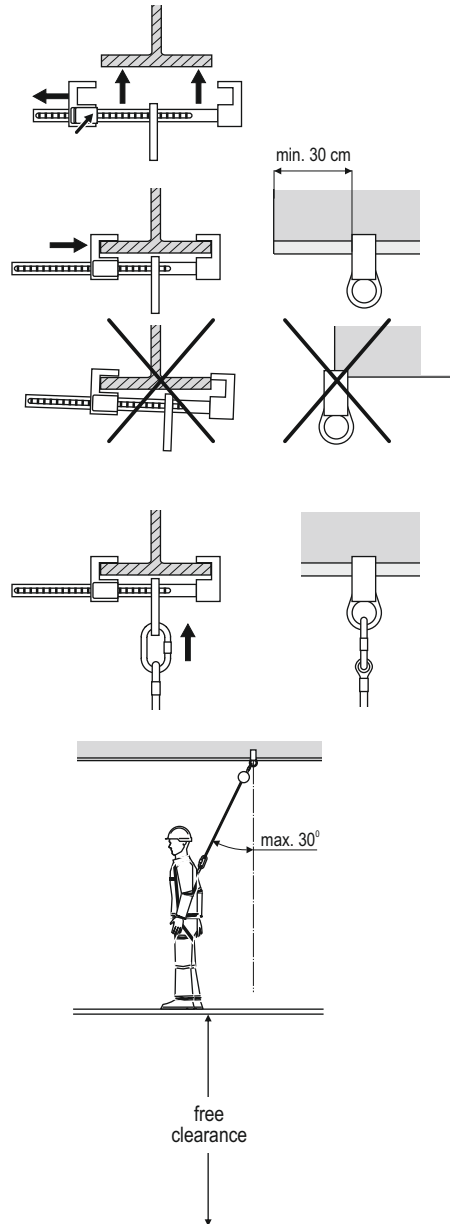
4. Connect a protective device against falls from height to a clamp link by means of a certified connector compliant with EN 362.

5. Connect a protective device against falls from height to a clamp point of certified full body harness compliant with EN 361. The clamp point of certified full body harness must be marked by a large letter of "A".

6. In order to avoid a collision of a worker during preventing from falling down with sticking out objects or structural elements or hitting the ground it is necessary to keep minimum free clearance under a working stand according to usage instructions of applied protective equipment.

7. A working line of a protective device against falls should be tightened, without a slack. A way of free falling down during preventing from falling down will be shortened in this way.

8. Permissible deflection of the working line of a protective device against falls from a height is 30°.



FUNDAMENTAL RULES FOR USING PERSONAL PROTECTIVE EQUIPMENT

- personal protective equipment should be used only by people trained in operating it.
- personal protective equipment cannot be used by people whose health condition may influence their safety during everyday use or emergency procedures.
- there must be a rescue operation plan which can be used whenever needed.
- it is forbidden to perform any modifications of the equipment without the written consent of the manufacturer.
- any repairs of the equipment may be performed only by its manufacturer or an authorised representative of the manufacturer.
- personal protective equipment must be used in conformity with its operational purpose.
- personal protective equipment is considered personal equipment and should be used by a single person only.
- make sure that all elements of the equipment that constitute the fall prevention system are properly mated prior to use. Perform periodical inspections of connections and mating of equipment in order to avoid unintentional loosening or disconnecting.
- it is forbidden to use protective equipment if one of its elements is hampered by another during operation.
- all parts of the fall prevention equipment must be in accordance with appropriate regulations and equipment operational instructions and binding standards:
 - EN 361 for full body harnesses
 - EN 353-1, EN 353-2, EN 354, EN 355, EN 360, EN 362 for fall prevention systems
 - EN 795 for equipment anchor points (permanent anchor points)
 - EN 358 for work positioning systems
- carry out a careful inspection of personal protective equipment prior to each separate use in order to check its condition and operation. Inspections must be performed by the user.
- such inspections should check all equipment elements with particular attention paid to: any defects, excessive wear, corrosion, points of tearing, cuts and improper operation. Particular attention must also be paid to each individual device:
 - full body harnesses and work positioning belts: buckles, adjustment elements, fastening points (snap hooks), slings, seams, loops;
 - energy absorbers: hitch loops, slings, seams, body and connectors;
 - lanyards and textile guides: lanyards, thimbles, connectors, adjustment elements, plaits;
 - lanyards and steel guides: lanyards, wires, clamps, loops, thimbles, connectors, adjustment elements;
 - retractable type fall arresters: lanyards or slings, correct operation of winding mechanism and locking mechanism, body, shock-absorber, connectors;
 - guided type fall arresters: device body and its correct movement along the guide, operation of locking mechanism, rollers, bolts and rivets, connectors, safety shock-absorber;
 - connectors (snap hooks): load-bearing body, riveting, main catch, operation of locking mechanism.
- personal protective equipment must be withdrawn from use and undergo a complete periodical inspection at least once a year (after 12 months of use). Periodical inspection must be carried out by a qualified person responsible for periodical inspections of safety equipment in a given place of work. Periodical inspections must be also carried out by the equipment manufacturer or an authorised representative of the manufacturer. Such an inspection should check all equipment elements with particular attention paid to: any defects, excessive wear, corrosion, points of tearing, cuts and improper operation (see the previous point).
- If protective equipment has a complex structure, for example retractable type fall arresters, periodical inspections should be carried out only by the equipment manufacturer or its authorised representative. The date of the subsequent inspection shall be specified after the periodical inspection has been completed.
- regular periodical inspections are essential in terms of equipment condition and safety of users only fully operational equipment is able to provide safety.
- make sure that all labels on protective equipment (elements of this equipment) are legible while performing a periodical inspection.
- all information concerning protective equipment (name, serial number, date of purchase and date of first operation, user name, information concerning repairs and inspections and withdrawal from use) must be included in the Operation Sheet for a particular device. The factory where equipment is stored is responsible for making entries in the Operation Sheet. The Sheet should be completed by the person responsible for safety equipment in a given place of work. Equipment without a properly completed Operation Sheet cannot be used.
- if equipment is exported to other countries, the provider must equip it with operational and maintenance instructions as well as information concerning periodical inspections and repairs in the language of the country where the equipment is going to be used.
- personal protective equipment must be immediately withdrawn from use if there are any doubts concerning its condition or operational correctness. Equipment can be reused after it has undergone a complete inspection carried out by the manufacturer and written authorisation for reuse has been issued.
- if personal protective equipment was used to prevent a fall, it must be withdrawn from use and physically destroyed.
- a full body harness in accordance with EN 361 is the only accepted device for keeping a body in the personal protective equipment against falls from a height.
- fall arresting systems can be connected only to full body harness fastening points (buckles, loops) marked with the capital letter "A".
- anchoring points (equipment) of fall preventive systems should have stable structure and their position should reduce the possibility of falling and minimise the range of a free fall. The equipment anchoring point should be located above the users work position. The shape and structure of the equipment anchoring point must provide a durable connection and prevent any random disconnection. It is recommended to use certified and marked equipment anchoring points in accordance with EN 795.
- it is required to inspect the free space under the work-place on which individual fall preventive equipment is going to be used in order to eliminate the possibility of hitting any objects or lower planes while stopping a fall. The amount of free space under the work-place is specified in the operational instructions of the protective equipment to be used.